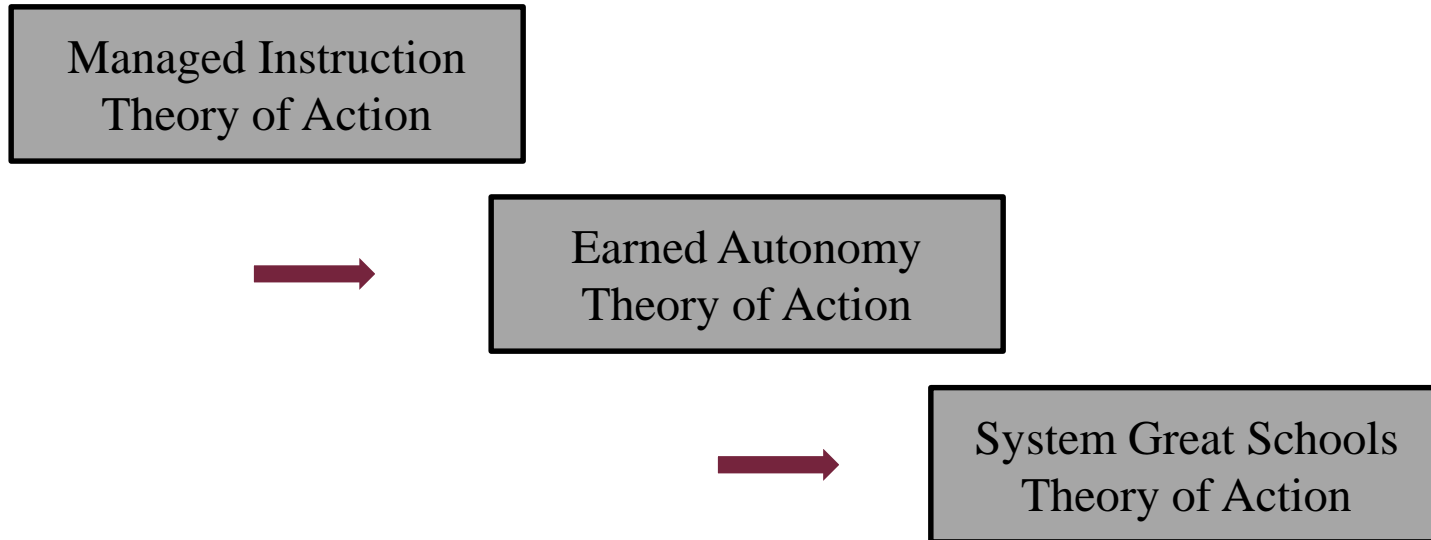


LSG Final Superintendent Evaluation



Time Tracker for 06.22.2022 Board Meeting

Goal: Provided time to recognize the accomplishments of its students/staff regarding Student Outcomes.

0 minutes of student/employee outcome presentation

Goal: 50% of Student Outcome Presentation

18.8% of Student Outcome Presentation

Goal: Average time of 2 hrs. per meeting

1.09hr. board meeting



Lone Star Governance

SUPERINTENDENT GOALS – STUDENT OUTCOME GOALS

Goal 1: All 10th grade cohort students (review cohort graduation #) will increase at the Masters level EOC ELAR II from 5% to 30% by the end of August SY 2025-2026.

Goal 2: All students will earn a College Ready score of 945 on the TSIA2 by the 11th grade year from 53% to 75% by the end of August SY2025-2026

Goal 3: College Credits--All students will earn 30 hrs. by the end of the 11th grade from 60% to 95% by the end of August 2025-2026.

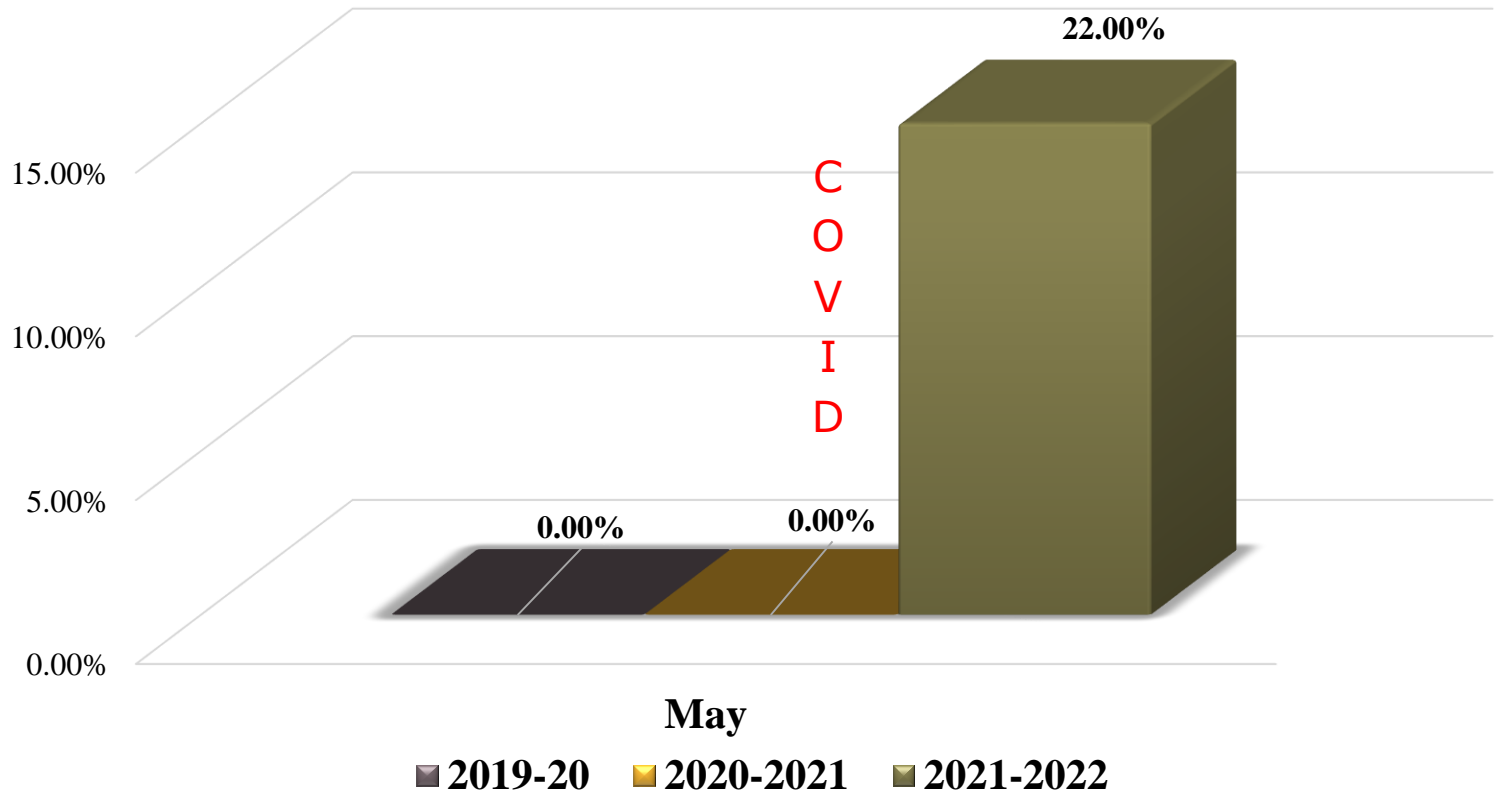


Goal Progress Measure – *EOC ELAR 1*

GPM 1.1: The percentage of 9th grade cohort students in *EOC ELAR 1* (benchmarks) Masters level performance will increase from 5% to 30% by the end of August 2025-2026.

[Link EOC Here](#)

**GPM 1.1 Benchmarks
EOY Evaluation**



Goal 1 Annual Target

- Annual Target SY2021-22 = 10%
- Annual Target SY2022-23 = 15%
- Annual Target SY2023-24 = 20%
- Annual Target SY2024-25 = 25%
- Annual Target SY2024-25 = 30%

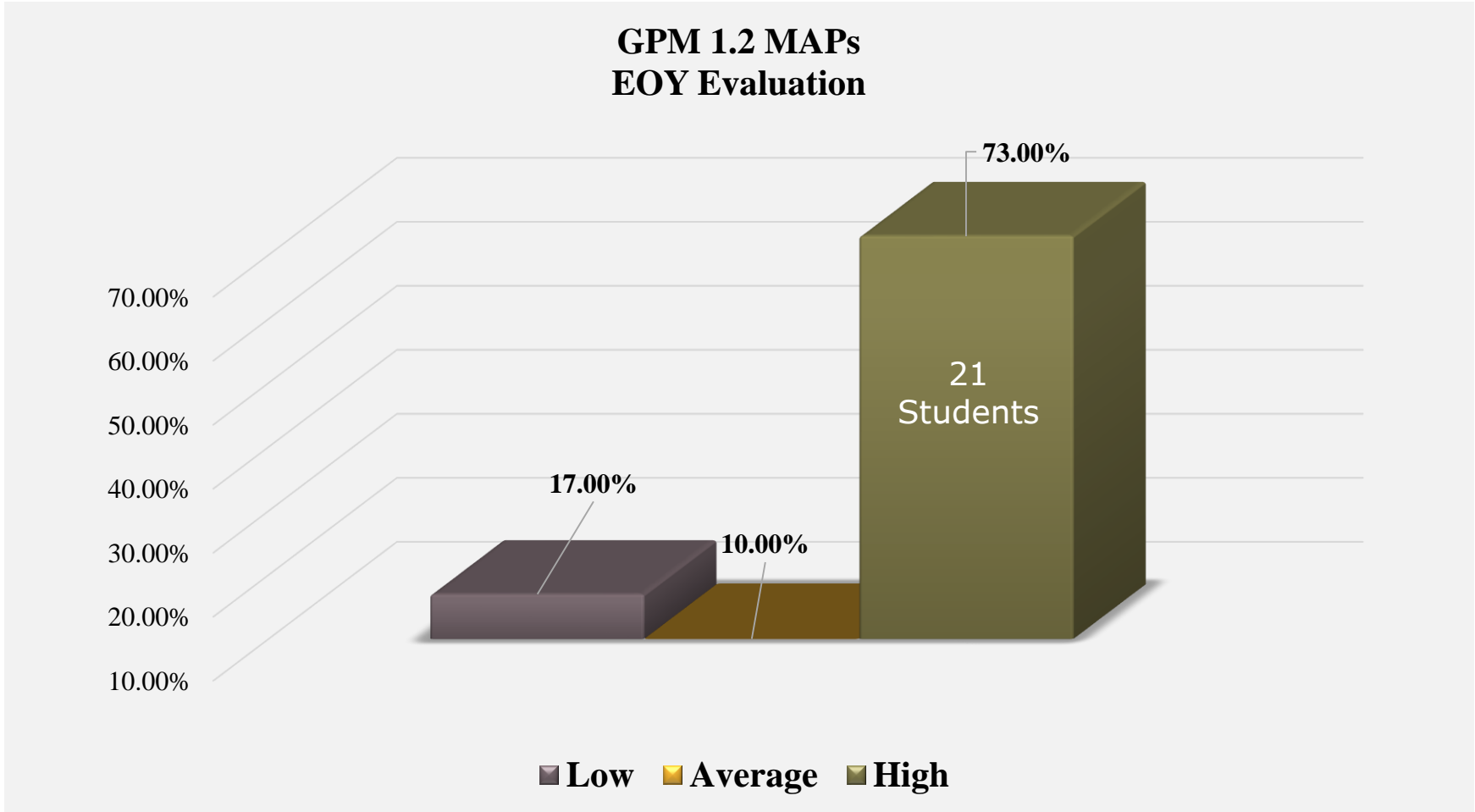
Mastering

Approaches: 84%
Meets: 63%



Goal Progress Measure – *MAPs*

GPM 1.2: The percentage of 9th grade cohort students to score at the “High Average” and “High” level in *MAPs* will increase from 25% to 60% by the end of August 2025-2026.



Goal 1 Annual Target

- Annual Target SY2021-22 = 30%
- Annual Target SY2022-23 = 35%
- Annual Target SY2023-24 = 45%
- Annual Target SY2024-25 = 55%
- Annual Target SY2024-25 = 60%

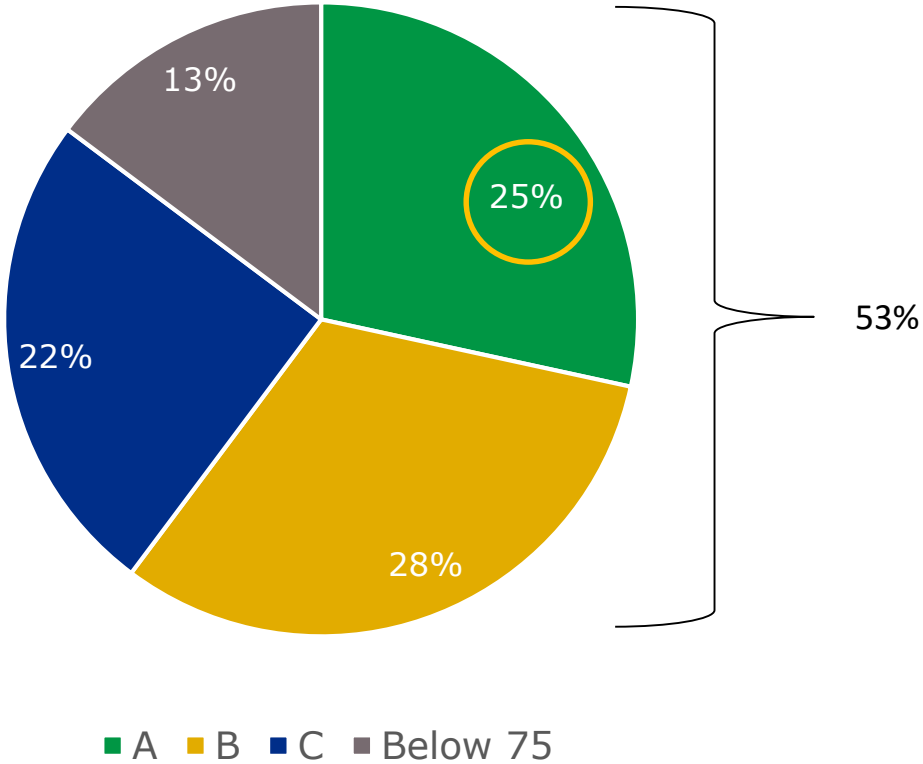
Mastering



Goal Progress Measure – Semester Grades

GPM 1.3: The percentage of 9th grade cohort students in Semester Grades receiving a grade of “A” will increase from 15% to 40% by the end of August 2025-2026.

9th Grade Semester Grades



Goal 1 Annual Target

- Annual Target SY2021-22 = 20%
- Annual Target SY2022-23 = 25%
- Annual Target SY2023-24 = 30%
- Annual Target SY2024-25 = 35%
- Annual Target SY2024-25 = 40%

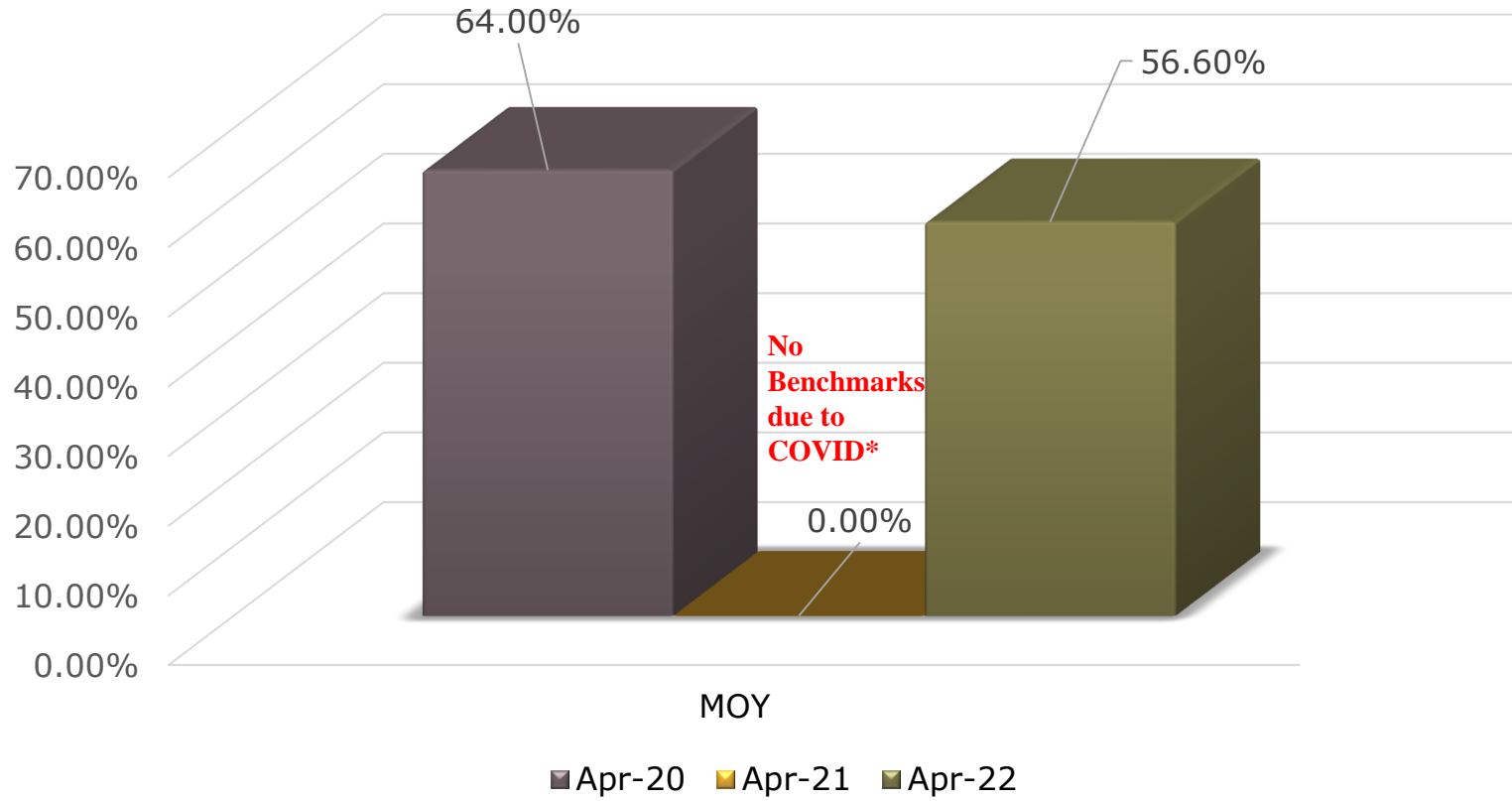
MASTERING



Goal Progress Measure – *EOC English II*

GPM 2.1: The percentage of 10th grade cohort students in **Benchmark for English II at Meets** level performance will increase from 30% to 75% by the end of August 2025-2026.

**GPM 2.1 Benchmarks
MOY Evaluation**



Goal 1 Annual Target

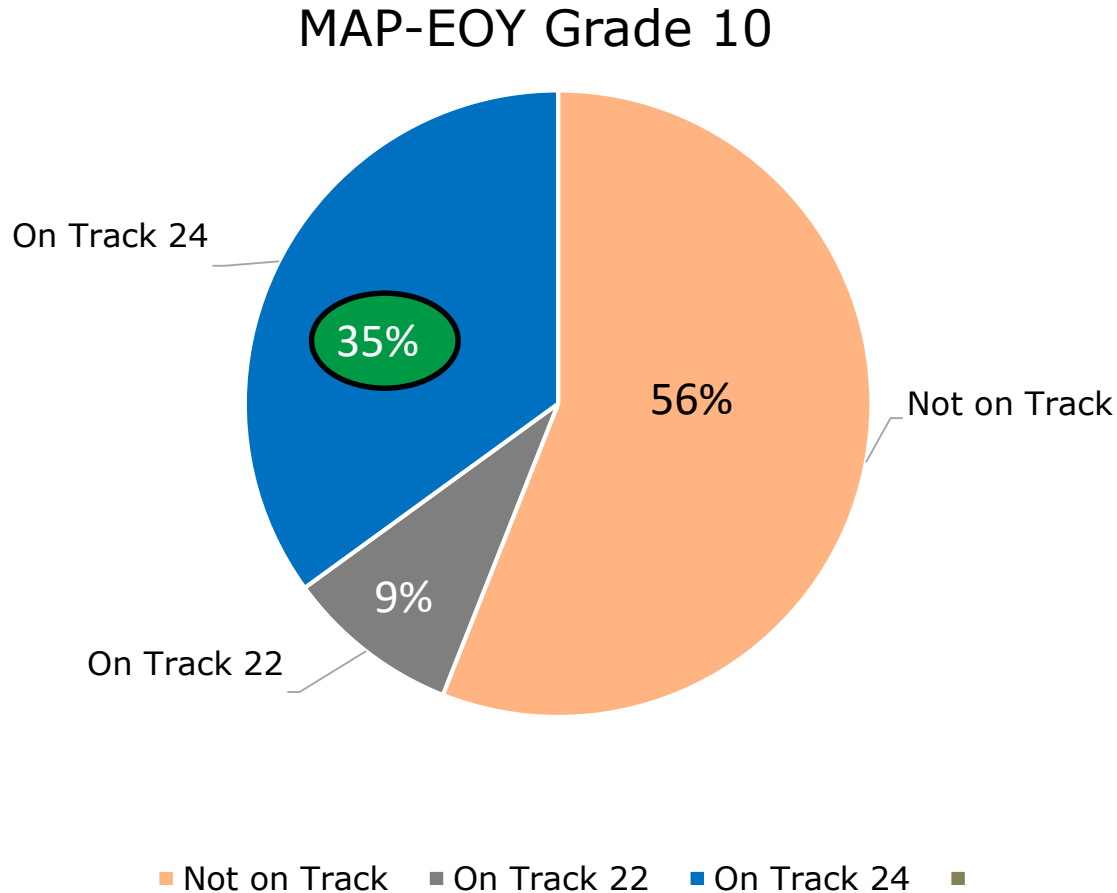
- Annual Target SY2021-22 = 40%
- Annual Target SY2022-23 = 50%
- Annual Target SY2023-24 = 60%
- Annual Target SY2024-25 = 65%
- Annual Target SY2024-25 = 75%

MET



Goal Progress Measure – *Measure of Academic Progress-MAP*

GPM 2.2: The percentage of 10th grade cohort students to score “On Track 24” on NWEA MAP-ACT College Readiness will increase from 20% to 65% by the end of August 2025-2026.



Goal 1 Annual Target

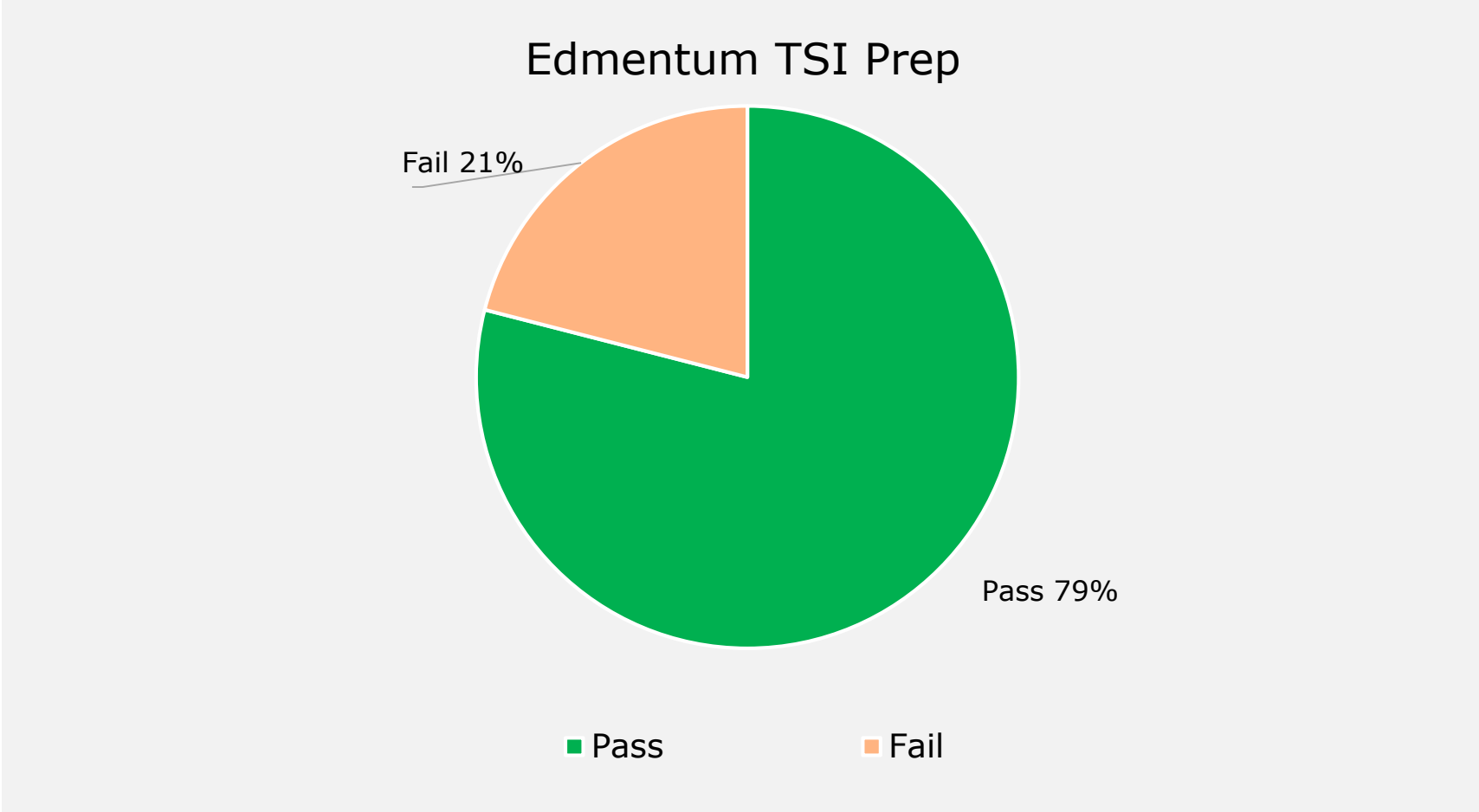
Annual Target SY2021-22 = 30%
Annual Target SY2022-23 = 40%
Annual Target SY2023-24 = 50%
Annual Target SY2024-25 = 60%
Annual Target SY2024-25 = 65%

MASTERING



Goal Progress Measure – *Edmentum TSI Prep*

GPM 2.3: The percentage of 10th grade cohort students passing *Edmentum TSI Prep modules* will increase from 30% to 75% by the end of August 2025-2026.



Goal 1 Annual Target

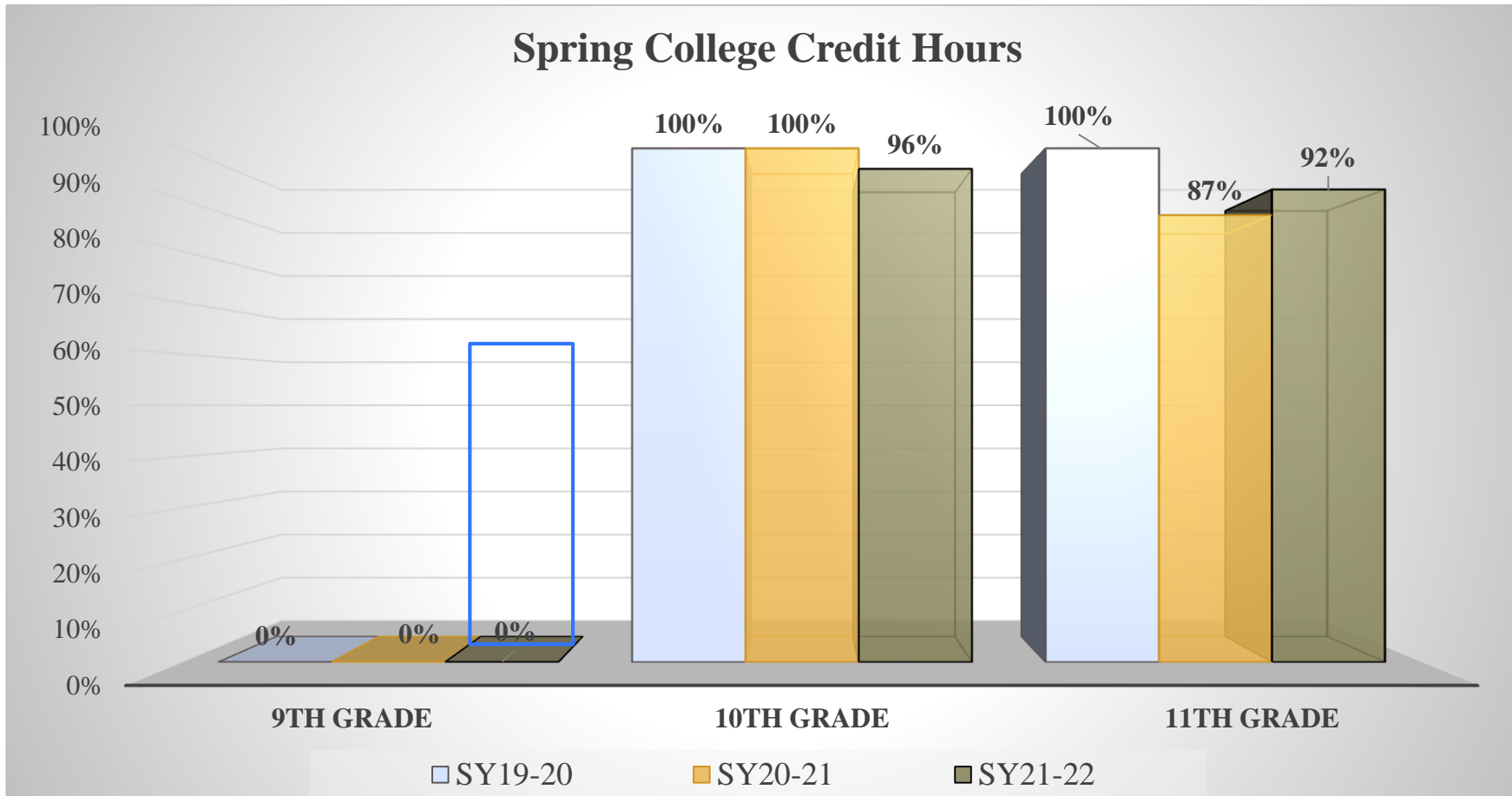
- Annual Target SY2021-22 = 30%
- Annual Target SY2022-23 = 40%
- Annual Target SY2023-24 = 50%
- Annual Target SY2024-25 = 60%
- Annual Target SY2024-25 = 75%

MASTERING



Goal Progress Measure – *College Credit Hours*

GPM 3.1 – 3.3: Percentage of Madla ECHS 9th, 10th, and 11th students receiving a minimum of *6 credit hours a semester* will increase from **60%** to **95%** by SY2025-2026



Goal 1 Annual Target

9th Grade Target: 65%
10th Grade Target: 83%
11th Grade Target: 92%

3.1 – Did not meet
3.2 – Master
3.3 - Met

****no 9th graders took 2 classes as a result of COVID Data. Last spring the 9th grade PGR was 72% as opposed to campus PGR of 83%**



Question & Answer

